



Manufacturers and Inventors of the
Adjustable Ruler



Making the most of the Westalee Design products
Mystery Sampler Quilt

Westalee Range

Instructions and Videos

Contact Us

Block 51

FERRIS WHEEL
6" x 6" Finished Block

Westalee Tools used:

Adjustable Ruler 12 1/2" or 18" or 24"
Adjustable Half Square Triangle
Adjustable Quarter Square Triangle



A



B



C



D

CUT

- A** cut 4 - 3" Quarter Square Triangles back ground fabric
- B** cut 4 - 3" Quarter Square Triangles Focus fabric
- C** cut 2 - 15/8" x 12" back ground fabric
- D** cut 2 - 15/8" x 12" Strips Focus fabric

Follow the diagrams to piece units and block

The Black arrows show construction

Press the seams in the direction of the Red arrows



Sew using a scant Quarter Inch Seam Allowance






Using A and B make 4 Half Square Triangles
Press to the Dark



Sew **C** and **D**

Using your Half Square Triangle set to 3"
cut out 4 pieced half square triangles
(align the guide to the dark fabric)



Please note: All blocks have been made using the instructions given. No responsibility can be provided nor results guaranteed. Having no control over the choices of materials or procedures used, neither the author or the publisher shall have any liability to any person or entity with respect to any loss or damage caused directly or indirectly by the information given.

© Copyright 2010, Westalee Design. All rights reserved