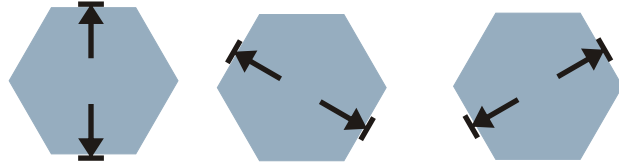


Making Hexagons using the Westalee System


With 1 of the Westalee Straight Rulers you can make Hexagons from 1" to 6¹/₅" cut.

With 1/4" increments marked on the ruler you can make Hexagons in 22 sizes using the 6¹/₂" wide rulers. 30 sizes using the 8¹/₂" wide rulers.

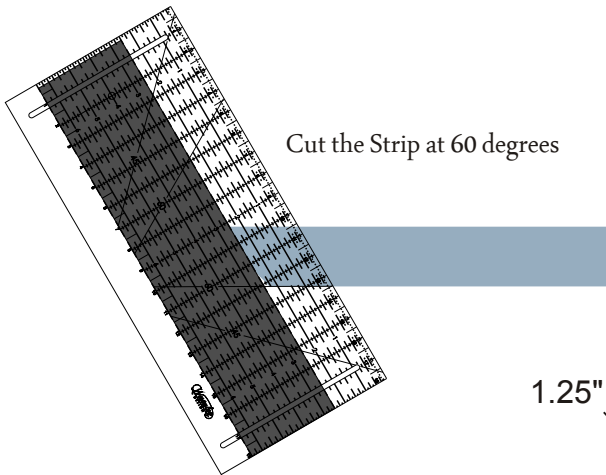

Hexagons made with the Westalee Rulers are measured across the narrow edges



Set the Ruler to the size required (in this example 2.5")



Cut your strips

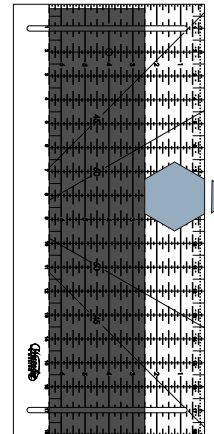
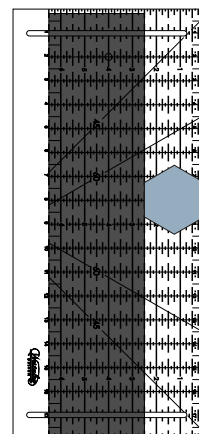
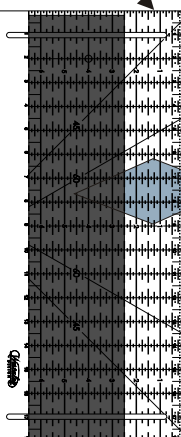
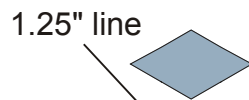


Cut the Strip at 60 degrees

Using HALF the measurement you set on the Ruler (in this case 1.25")

Cut off the top of the diamond by lining up that measurement across the diamond to each of the narrow points

Spin the diamond around 180 degrees and using the guide, cut the diamond to get your Hexagon.



Make several 60 degree diamonds

